


Profili per pedane caricatrici

***Profiles for
Loading ramps***

19



RE - ALL

PROFILI LEGA 6005 - T6

ROOF STRUCTURE ALLOY 6005 - T6

Profili per pedane cariatrici - Profiles for loading ramps

Art.

Lungh.
Length

Kg/ml.

	Intermedio H.200		
	19-00002	5000	5,950
	Intermediate H.200		

	Intermedio H.250		
	19-00018	5000	6,358
	Intermediate H.250		

	Punta H.300		
	19-00008	5000	8,788
	Tip H.300		

PROFILI LEGA 6005 - T6


ROOF STRUCTURE ALLOY 6005 - T6

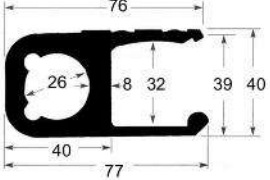
Profili per pedane caricatori - Profiles for loading ramps

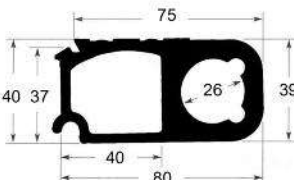
Art.

Lungh.
Length

Kg/ml.

	Terminale posteriore		
	19-00006	5000	2,870
	<i>Rear terminal</i>		

	Terminale femmina		
	19-00014	5000	3,132
	<i>Female terminal</i>		

	Terminale maschio		
	19-00016	5000	3,321
	<i>Male terminal</i>		