


Pedane caricatrici

Tail lifts for trucks

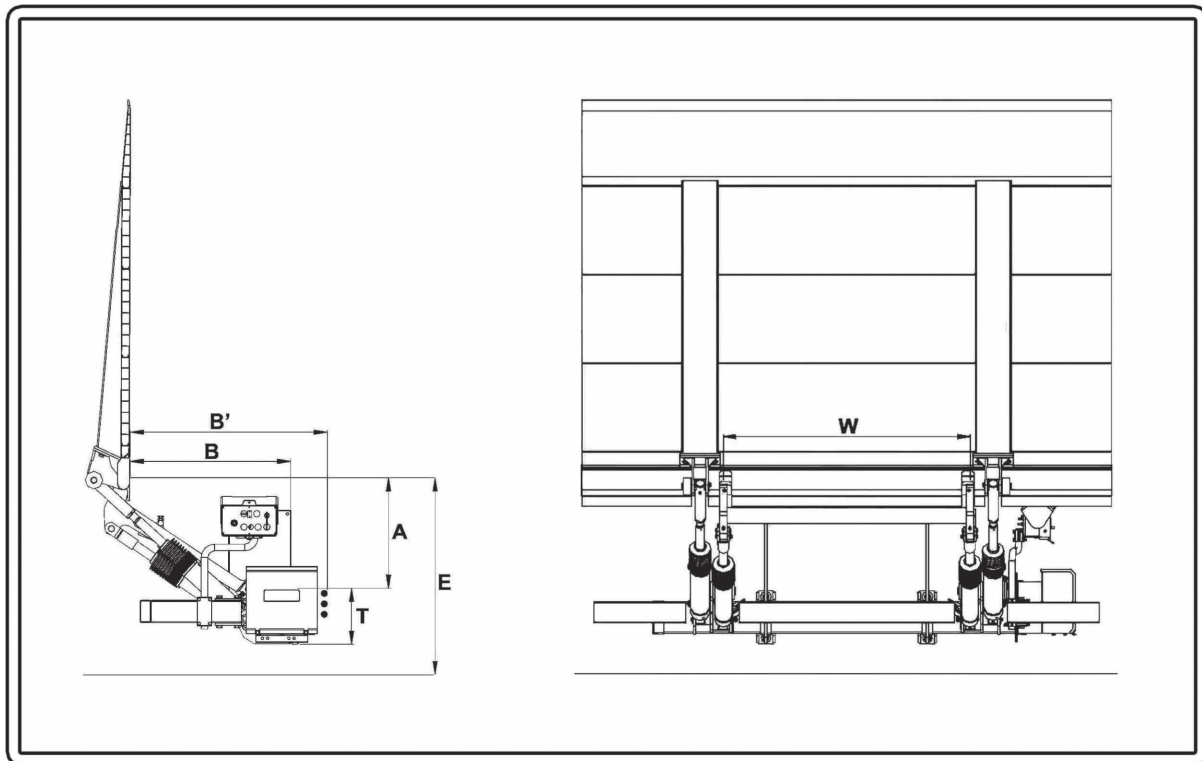
45



RE-ALL

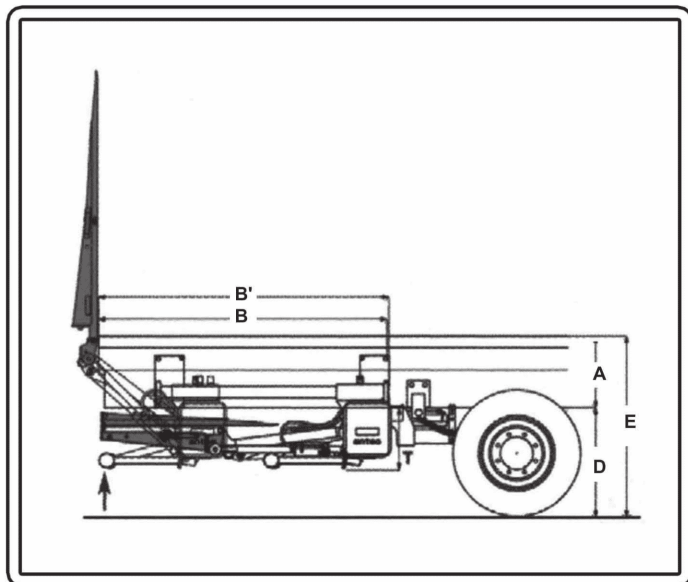
Pedane caricatori idrauliche" tipo verticale "

Tail lifts for trucks " type vertical "



Modello Pedana	Portata (Baricentro di carico a 600 mm)	Peso Kg
F3M 075 C	750 kg	234
F3M 075 H		242
F3M 10 H	1000 kg	382
F3M 10 HS		391

Modello Pedana	Portata (Baricentro di carico a 600 mm)	Peso Kg
F3CL080C	800 kg	225
F3CL080H		230
F3 CL 10 C	1000 kg	290
F3 CL 10 H		305
F3 CL 10 HS		320
F3 CL 17 C	1700 kg	405
F3 CL 17 H		420
F3 CL 17 HS		435
F3 CL 22 C	2200 kg	415
F3 CL 22 H		430
F3 CL 22 HS		445
F3 CL 30 H	3000kg	655
F3 CL 30 HS		670

Pedane caricatori idrauliche " tipo retrattile "Tail lifts for trucks " type retractable "

Mod.	Portata (Baricentro di carico a 600 mm)	Peso Kg
F3 RE080 C	800 kg	295
F3 RE080 H	800 kg	305

motrice semir.

Mod.	Portata (Baricentro di carico a 600 mm)	Peso Kg	Peso Kg
F3 RE 10 C	1000 kg	430	-
F3 RE 17 C	1700 kg	470	-
F3 RE 22 C	2200 kg	490	-
F3 RE 10 H	1000 kg	455	-
F3 RE 17 H	1700 kg	505	502
F3 RE 22 H	2200 kg	525	522
F3 RE 10 HS	1000 kg	480	-
F3 RE 17 HS	1700 kg	520	517
F3 RE 22 HS	2200 kg	540	537

PIANALE 1 RIP.

motrice semir.

Mod.	Portata (Baricentro di carico a 600 mm)	Peso Kg	Peso Kg
F3 RE 17 C	1700 kg	450	-
F3 RE 22 C	2200 kg	470	-
F3 RE 10 H	1000 kg	395	482
F3 RE 17 H	1700 kg	485	502
F3 RE 22 H	2200 kg	505	502
F3 RE 10 HS	1000 kg	460	517
F3 RE 17 HS	1700 kg	520	537
F3 RE 22 HS	2200 kg	540	537

PIANALE 2 RIP.

Pedane caricatori idrauliche " tipo disabili "Tail lifts for trucks " type passengers disabled "